VELCRONATOR3000

user mannal

TABLE of CONTENTS

1. daily schedule
2. feeding the beast
3. drugging the beast
4. nuclear warfare
5. emergency info
6. more nuclear warfare
7. fun stuff :)
8. Dictionary
9. TACOCAT
10. MOR INFOZ

1. Daily Schedule

2X per day
- 1 whole wet food
- 3.5 mg drugs

1X per day
- Change water
- Clean litter box (she will use the floor if it gets too dirty)

every 2 days
- Change dry food entirely (she's old and can't smell well, so it has to be stinky)

1X per week
- new cat toy
- change litter box (or every few weeks; depends on stink)

Optional (Any # of times per day)
- snuggles
- snacks
- more snacks
- more snuggles

2. FEEDING THE BEAST

WET FOOD:

ONE WHOLE WET FOOD PKG

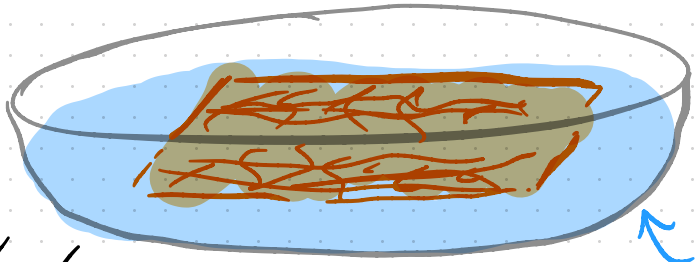

WATER from SINK

2X / DAY

please wash her dish before using! :)

SNACKS:

- TREATS
- CATMILK (NO LACTOSE OR SHE PUKES!)
- VITAMIN PASTE
- CAT TOOTHPASTE
- HAM
- BOILED EGGS

NO

YES

* DON'T WORRY ABOUT OVER FEEDING HER – SHE'S SUPPOSED TO GAIN WEIGHT ANYWAY !:-

3. DRUGGING the BEAST (2X/DAY)

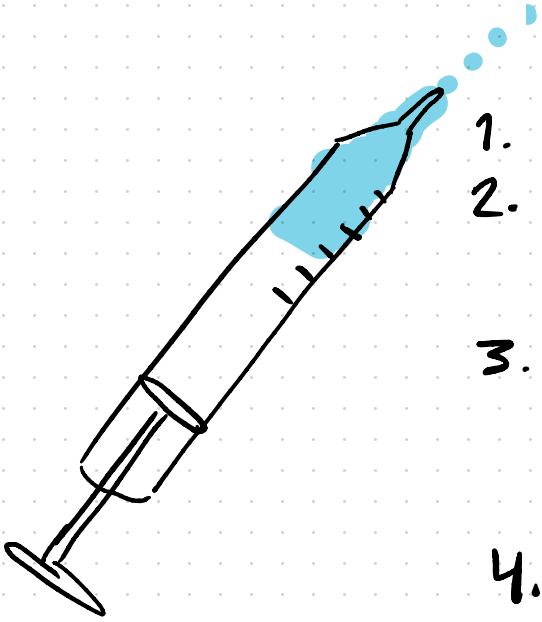

1. WASH SYRINGE'S EXTERIOR
2. PUMP A LITTLE WATER IN & OUT TO CLEAN INTERIOR
3. FILL WITH 3.5 MG DRUGS (THIAMACARE)
4. ADD RING of yummy goo (either vitamin paste or cat toothpaste)

5. Slowly press down syringe to feed her drugs while she's distracted licking off the goo

(you can wash either before or after. just so long as bacteria doesn't get into her medicine bottle)

4. NUCLEAR WARFARE

LITTER BOX

DAILY: Scoop the poop & yellow used sand into a trash bag and throw in the outside dumpster.

this thing doesn't work well

the soup ladle works great

it needs to be deep or she rises floor

Don't flush down toilet. Add clean cat sand to replace scooped sand.

every few weeks, or when it gets stinky:

Change entirely. Use the fancy bags with elastic straps & instructions, but then add more cat sand. The fancy bags don't have enough.

5. EMERGENCY info

VET = Philipp T. AMON @ STADTPLTZ

emergency # 0676/415 3890

[see "TACOCAT" section 9]

"NORMAL" things VELCRO DOES that are not emergencies:

- Sniffling (a LOT)
- Sneezing
- Making Gollum noises
- Drooling
- Running into walls
- Losing her balance
- HEAVY BREATHING
- Limping slightly
- SCRATCHING her ears (unless there's bleeding - then it's time for vet)
- "CRYING" from right eye

if she has a SEIZURE: (falls over, loses control of muscles, starts twitching or spasming, pupils dilate, heart races) Wait patiently with her, stroking her gently to calm her. If she fell in a bad place, gently move her to couch.

* Wait 15 minutes. If she can walk: ALL GOOD. TRY To give her water with wet food. CAN'T WALK after 15 min: CALL VET. *15 MIN AFTER SPASMS END, NOT 15 MIN AFTER BEGINNING.

6. MORE NUCLEAR WARFARE (WHAT TO DO if SHE PUKES)

in litter box

Scoop with poop & throw away ontside.

DONE :)

NOTE: she hasn't puked in months, so hopefully this won't happen at all :)

on floor

1. COVER WITH WAD OF TOILET PAPER.
2. COVER HAND WITH BAG:

3. GRAB GROSS STUFF, THEN TURN BAG INSIDE OUT: VOILA!

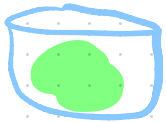

4. CLEAN FLOOR WITH BLUE SPRAY & DISH SOAP.



on rug or couch

1. REMOVE (STEPS 1-3 of "floor")
2. CLEAN with CLEAR spray so it doesn't dye fabric
3. SPRINKLE BAKING SODA (NATRON) on fabric
4. PUT FABRIC IN WASHING MACHINE ON ANY SETTING ≥60°.
5. HANG TO DRY
6. RE-COVER COUCH if APPLICABLE

7. fun stuff

SNUGGLES: VELCRO likes all snuggles ♥

NECK SCRITCHIES

TUMMY RUBS

LYING NEXT TO you ON THE COUCH

everything else

SNACKS: VELCRO likes all snacks except no snacks. She doesn't like when hooman gives no snacks :^

BISCUITS: if you lie on the couch, you might be blessed with tummy biscuits from a professional biscuit-maker

HEAD-BUMPS: You are one of her favorite hoomans ♥ Snuggles please?

8. DICTIONARY

wowwff

wowwff = or

uff = "kids these days"

fff =

meeeooOOOow = you haz foooood for velvro?

MOOOWWW = food NOW

waaahh = no foods for starving kitty?

wah. = (unamused)

MOWMOWMOW = AM BORED. GIB FOODZ.

wufff = happy snuggly kitty

wah? = do u luv me? mor snuggl ez pls
(with head tilt or bump)

9. TACOCAT [The Rube Goldberg Cat Burrito Method 4 emergencies]

1. feed cat CALMING PASTE. Wait 10-15 min.
2. Put harness on cat, first the bowtie, then the buckles. Shouldn't be too hard — she doesn't mind it.



3. Attach leash to harness.



4. PLACE CAT in MIDDLE of TOWEL, using leash to keep her there. You can lift her slightly if needed, her harness distributes strain so it's not all on her neck.

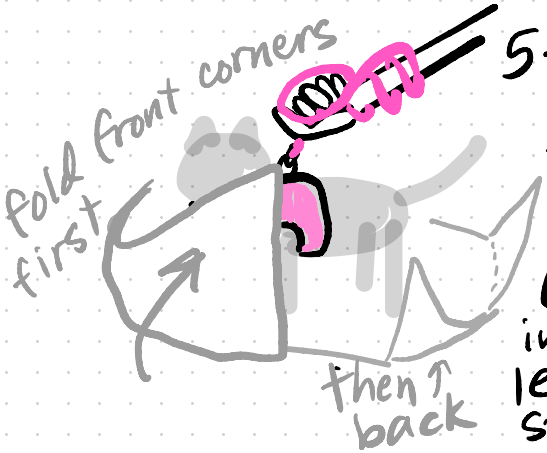

5. with other hand, fold in corners of towel to leash attachment ring on harness
6. STUFF cat burrito in backpack, remove leash so she doesn't strangle herself, & close lid. ■

10.

MOR INFOZ

Wifi coffee = donuts

ilike Donuts 1234



Velcro's favorite toy is her beloved dinglefeather

download this as .pdf

instructional videos